

# PLANTING PALETTE

## PLANT SCHEDULE: VILLAGE GREEN

CODE	BOTANICAL NAME	COMMON NAME	SPACING	POT SIZE	QTY
TREES/PALMS					
ATR FIT	<i>Atractocarpus fitzalanii</i>	Native Gardenia	As Shown	110L	3
ATR FIT	<i>Atractocarpus fitzalanii</i>	Native Gardenia	As Shown	400mm	3
BAR ASI	<i>Barringtonia asiatica</i>	Beach Barringtonia	As Shown	200L	3
HIB TIL	<i>Hibiscus tiliaceus</i>	Beach Hibiscus	As Shown	100L	6
LIC RAM	<i>Licuala ramsayi</i>	NQ Fan Palm	As Shown	Ex-Gr 3-4m	5
LIC RAM	<i>Licuala ramsayi</i>	NQ Fan Palm	As Shown	Ex-Gr 2-3m	12
LIC RAM	<i>Licuala ramsayi</i>	NQ Fan Palm	As Shown	110L	6
LIC RAM	<i>Licuala ramsayi</i>	NQ Fan Palm	As Shown	400mm	6
PAN BAP	<i>Pandanus baptistii</i>	Pandanus Palm	As Shown	200L	8
PLU WHI	<i>Plumeria obtusa</i>	White Frangipani	As Shown	200L	3
PLU RUB	<i>Plumeria rubra</i>	Red Frangipani	As Shown	200L	3
SYZ MAL	<i>Syzygium malaccense</i>	Malay Apple	As Shown	100L	3
TER CAT	<i>Terminalia seriocarpa</i>	Damson Plum	As Shown	100L	3
MAN LEN	<i>Maniltoa lenticellata</i>	Handkerchief Tree	As Shown	400mm	4
SHRUBS & GROUND COVERS					
ALP CAE	<i>Alpinia caerulea</i>	Native Shell Ginger	3/m²	140mm	60
ANG EVE	<i>Angiopteris evecta</i>	King Fern	As Shown	500mm	5
ASP AUS	<i>Asplenium australasicum</i>	Bird's Nest Fern	As Shown	140mm	15
BLE GIB	<i>Blechnum gibbum</i>	Silver Lady Fern	As Shown	140mm	25
CAL RAT	<i>Calathea</i> cv. 'Rattlesnake'	Rattlesnake Calathea	3/m²	140mm	38
CAL ZEB	<i>Calathea zebrina</i>	Zebra Calathea	3/m²	140mm	53
COR RUB	<i>Cordyline rubra</i>	Red Palm Lily	As Shown	300mm	8
COR PET	<i>Cordyline petiolaris</i>	Native Palm Lily	As Shown	300mm	8
COS PRO	<i>Costus productus</i>	Dwarf Spiral Ginger	3/m²	140mm	53
CUR AUS	<i>Curcuma australasica</i>	Cape York Lily	3/m²	140mm	21
CUR REC	<i>Curculigo recurvata</i>	Palm Grass	2/m²	140mm	225
GAR PSI	<i>Gardenia psidioides</i> 'Glennie River'	Prostrate Gardenia	3/m²	140mm	248
GAR SCA	<i>Gardenia scabrella</i>	Star Flower	As Shown	300mm	6
HEL JAM	<i>Heliconia stricta</i> 'Jamaican Dwarf'	Dwarf Red Heliconia	3/m²	140mm	25
HEL SEX	<i>Heliconia chartacea</i> 'Sexy Pink'	Sexy Pink Heliconia	As Shown	200mm	10
IPO PES	<i>Ipomea pes-caprae</i>	Beach Morning Glory	3/m²	140mm	40
LIR MUS	<i>Liriope muscari</i>	Blue Lily Turf	3/m²	140mm	93
LOM TAN	<i>Lomandra</i> cv. 'Tanika'	Fine Mat-Rush	3/m²	140mm	51
LOM HYS	<i>Lomandra hystrix</i>	Creek Mat-Rush	3/m²	140mm	120
MED MAG	<i>Medinilla magnifica</i>	Showy Asian Grapes	As Shown	300mm	3
MIC CRO	<i>Microsorium crocodyllus</i>	Crocodile Fern	As Shown	140mm	12
PEN NAF	<i>Pennisetum alopecuroides</i> 'Nafray'	Swamp Fox Grass	3/m²	140mm	202
PAN AMA	<i>Pandanus amaryllifolius</i>	Edible Pandan	2/m²	140mm	32
PRO AMB	<i>Proiphys amboinensis</i>	Cardwell Lily	3/m²	140mm	96
SCA TAC	<i>Scaevola taccada</i>	Sea Lettuce	As Shown	200mm	5
TAB PAC	<i>Tabernaemontana pachysiphon</i>	Crepe Jasmine	As Shown	200mm	3
VIO HED	<i>Viola hederacea</i>	Native Violet	4/m²	140mm	15
VINES & EPIPHYTES					
DEN SPP	<i>Dendrobium species</i>	Orchid	As Shown	140mm	6
PET VOL	<i>Petrea volubilis</i>	Sandpaper Vine	As Shown	140mm	9
PLA SUP	<i>Platycerium superbum</i>	Staghorn Fern	As Shown	140mm	3
STR MAC	<i>Strongylodon macrobotrys</i>	Jade Vine	As Shown	140mm	15
TEC BUR	<i>Tecomanthe burungu</i> 'Roaring Meg'	Roaring Meg Vine	As Shown	140mm	9
TRA JAS	<i>Trachelospermum jasminoides</i>	Star Jasmine Vine	As Shown	140mm	9

## PLANT SCHEDULE: PORTER PROMENADE

CODE	BOTANICAL NAME	COMMON NAME	SPACING	POT SIZE	QTY
TREES/PALMS					
BAR ACU	<i>Barringtonia acutangula</i>	Freshwater Mangrove	As Shown	100L	5
BUC CEL	<i>Buckinghamia celsissima</i>	Ivory Curl	As Shown	Ex-Gr	10
CAS RAI	<i>Cassia</i> 'Rainbow Shower'	Rainbow Shower	As Shown	200L	5
CUP ANA	<i>Cupaniopsis anacardioides</i>	Tuckeroo	As Shown	Ex-Gr	15
LIC RAM EXG	<i>Licuala ramsayi</i>	NQ Fan Palm	As Shown	Ex-Gr 3-4m	7
SHRUBS & GROUND COVERS					
ORT ARI	<i>Orthosiphon aristatus</i>	Cat's Whiskers	2/m²	140mm	140
GAR PSI	<i>Gardenia psidioides</i> 'Glennie River'	Prostrate Gardenia	300mm	140mm	256
PAC LUT	<i>Pachystachys lutea</i>	Yellow Shrimp Plant	2/m²	140mm	95
IXO WHI	<i>Ixora malay</i> 'White'	White Ixora	2/m²	140mm	32
LIR MUS	<i>Liriope muscari</i>	Lily Turf	300mm	140mm	250
PHI SEL	<i>Philodendron selloum</i>	Tree Philodendron	As Shown	300mm	14
PHI XAN	<i>Philodendron xanadu</i>	Xanadu Philodendron	3/m²	140mm	126
TUR SUB	<i>Turnera subulata</i>	White/Yellow Alder	2/m²	140mm	95
LOM TAN	<i>Lomandra longifolia</i> 'Tanika'	Fine Mat Rush	3/m²	140mm	200





# MAIN STREET TREES



LICUALA RAMSAYI (QLD FAN PALM)



CUPANIOPSIS ANACARDIOIDES (TUCKEROO)



BUCKINGHAMIA CELSISSIMA (IVORY CURL)



# INFILL STREET TREES



BARRINGTONIA ACUTANGULA (FRESHWATER MANGROVE)



CASSIA JAVANICA X FISTULA (RAINBOW SHOWER)



# RAINFOREST STRUCTURE



LICUALA RAMSAYI (QLD FAN PALM)



ANGIOPTERIS ERECTA (KING FERN)

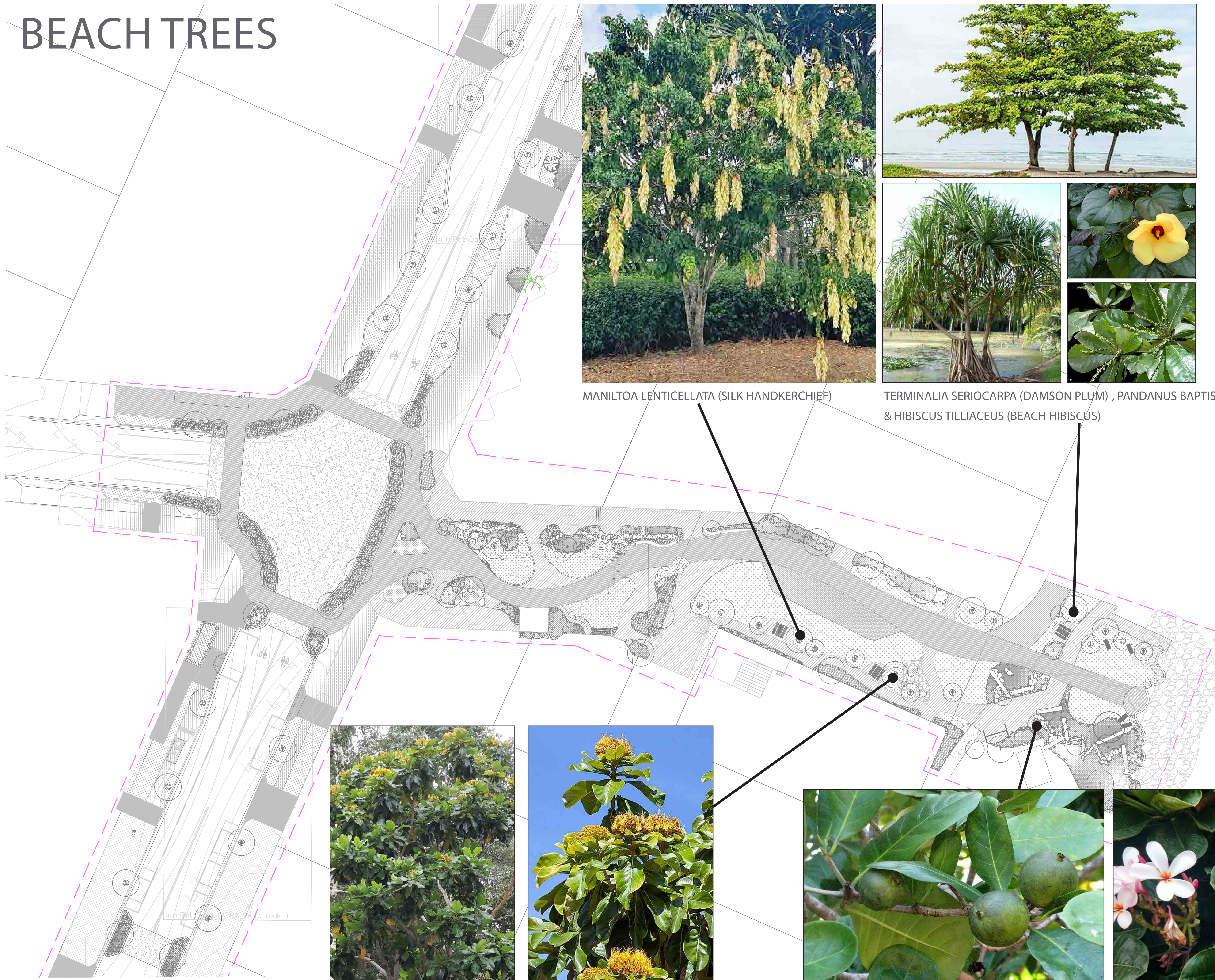


SYZYGIIUM MALACCENSE (MALAY APPLE)





# BEACH TREES



MANILTOA LENTICELLATA (SILK HANDKERCHIEF)




TERMINALIA SERIOPARPA (DAMSON PLUM) , PANDANUS BAPTISTII (PANDANUS PALM) & HIBISCUS TILLIACEUS (BEACH HIBISCUS)



DEPLANCHEA TETRAPHYLLA (GOLDEN BOUQUET)



ATRACOCARPUS FITZALANII (NATIVE GARDENIA)



PLUMERIA SPP. (WHITE AND RED FRANGIPANI)



# UNDERSTORY & VINES



PETRIA VOLUBILIS (SANDPAPER VINE)



STRONGYLODON MACROBOTRYS (JADE VINE)



ANGIOPTERIS EVECTA (KING FERN)



ASPENIUM NIDUS (BIRDS NEST FERN)




CORDYLINE PETIOLARIS (NATIVE CORDYLINE)



VIOLA HEDERACEA (NATIVE VIOLET)



CALATHEA SPP. (ZEBRA PLANT)




PROIPHYS AMBOINENSIS (CARDWELL LILY)



CURCUMA AUSTRALASICA (CAPE YORK LILY)



ALPINIA CAERULEA



GARDENIA GLENNIE RIVER



PANDANUS (EDIBLE PANDANUS)



# UNDERSTORY & VERGE PLANTINGS



PACHYSTACHYS LUTEA (SHRIMP PLANT) & LIRIOPE

LOMANDRA, PHILODENDRON, TURNERA & ORTHOSIPHON



SCAEVOLA & IPOMEA (BEACH MORNING GLORY)



CRINUM PEDUNCULATUM (SWAMP LILY)  
GARDENIA GLENNIE RIVER



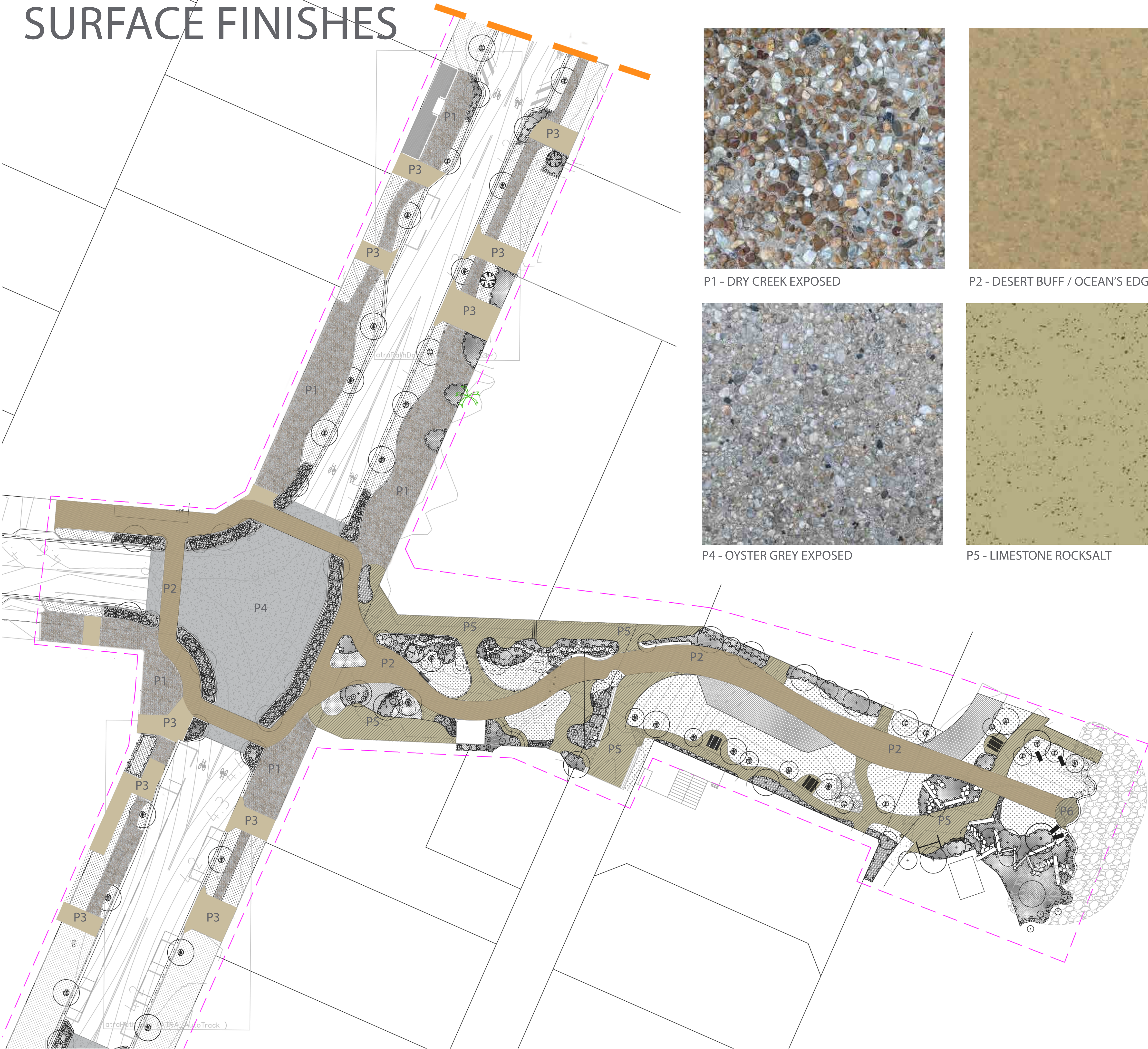
PANDANUS AMARYLLIFOLIUS (EDIBLE PANDANUS)




PENISETUM NAFRAY (FOUNTAIN GRASS)




# SURFACE FINISHES



P1 - DRY CREEK EXPOSED




P2 - DESERT BUFF / OCEAN'S EDGE EXPOSED




P3 - CANVAS



P4 - OYSTER GREY EXPOSED



P5 - LIMESTONE ROCKSALT



P6 - LIMESTONE SAWCUT